



### God's Unfolding Story

#### Bible Story:

Peter Wrote Letters  
(1 Peter 1:2,22; 3:8-10,15; 4:9; 5:7,14; 2 Peter 1:20-21; 3:9,15-16,18,)

**Bible Phrase:** "God used men to write the Bible" (2 Peter 1:20-21).

**Bible Truth:** The Bible teaches me how to live.



1. God created everything.



2. People disobeyed God.



3. God chose a special people.



4. God sent Jesus to help us.



5. Jesus began the Church.



6. Jesus is preparing heaven for us.

#### Suggested Schedule:

##### Arrival

Centers – 25 minutes

Clean-up Time – 5 minutes

Bible Story Time – 15 minutes

Craft Time – 10 minutes

Snack Time – 10 minutes

Game Time/Dismissal



### Unfolding God's Story for Teachers

First century Christians did not have the New Testament as we know it. The letters the apostles wrote to people and churches were circulated among the churches to teach and encourage. The letter of First Peter was written when strong persecution was on the horizon—and very much a reality—for believers in Asia Minor. Now mature in his faith and seasoned in his Christian experience, Peter wanted to strengthen and encourage his exiled brothers and sisters in Christ (see 1 Pet. 1:1). His warm and compassionate letter not only encouraged the early Christians; it also gave practical instruction to them on how to live until Christ's return.

God used Peter to remind the readers of his letter that they had been chosen and set apart to live lives of obedience through the cleansing work of Jesus Christ, God's Son (see vv. 1-2). A part of this obedience was to love one another sincerely, from pure hearts (see v. 22; 4:9). A pure heart and an obedient life go together. Also, only a purified heart can truly love. Peter called for Christians to be like-minded, to have unity of spirit (see 3:8-10). Peter was referring to a oneness in Christ that would result in a unity of life, hopes, dreams, prayers, and mission. Such a unity would thwart divisions and keep the church together to do God's work.

Peter wrote his letters centuries ago, but what he wrote is extremely relevant for today. He knew his readers were facing persecution, so he entreated them to set apart the Messiah as Lord in their hearts. He encouraged them to be ready to give account regarding the hope that was holding them (see 3:15). Certainly worries and fears abounded then, as now. Peter urged his fellow pilgrims to cast "all your care on Him, because He cares about you" (see 5:7). Christ wants to bear our loads but won't take them off our backs until we surrender them to Him. Peter ended his letter simply but powerfully: "Peace to all of you who are in Christ" (5:14).

Peter's second letter might remind us of a sermon. Peter again encouraged believers with instructions for living, warning against false teachers and offering

assurance about Christ's second coming. He declared that the Bible, including the writings of Paul, came from God (see 1:20-21; 3:15-16). He wanted his readers to understand that repentance was more than just being sorry for wrongdoing, but a profound turning from sin to the Savior. Peter pointed out God did not want anyone to perish, but judgment still would come. Near the very end of his letter, Peter wrote, "But grow in the grace and knowledge of our Lord Jesus Christ" (2 Peter 3:18).

Preschoolers can learn that the Bible teaches people how to live and that teachers should demonstrate this truth in their lives. Without reading God's Word and acting on it, no believer can grow. Why? The Bible is from God. God used men to record His words to us. In the Bible, God told us about Himself and how we should live.

### Lesson Plan

#### Arrival

- Greet children at eye level and express how happy you are to see them.
- Be sure each child has a name tag and the security measures of your church are followed.
- Label all coats and personal belongings. Strongly encourage children who have brought items from home, such as toys and books, to place them on a shelf while they are working with other materials. Assure children their items will be safe and they can take them home at the end of the session.
- Help each child make a choice where he or she would like to begin his or her Center Time.

# Center Time



## Block Center:

Build with Blocks

### Supplies:

- Wooden blocks
- Transportation toys

**What to Do:** Provide a small carpet if possible. Blocks are best located in a corner of the room away from the traffic flow.

**Link to the Bible Story:** As children build, listen for opportunities to share the Bible Phrase or to tell a part of the Bible story.

## Art Center:

Stamping

### Supplies:

- White construction paper (1 sheet per child)
- Several colors of paint or washable stamp pads
- Paper plates – (4 for paint)
- Variety of stamps such as alphabet, nature, shapes, objects

**What to Do:** Print today's Bible Phrase on each paper. Invite children to use the stamps with paint or stamp pads to make designs on their papers.

**Link to the Bible Story:** As children work, call attention to the Bible Phrase. Express that God used a man named Peter to write letters to his friends to help them know how to live. Explain that those letters are in our Bible and are called First and Second Peter. Comment that God wants us to tell others about Him.

## Bible Learning Center:

Picture Search

### Supplies:

- Copies of Activity Page: Picture Search, "Peter Wrote Letters" (Reproducible)
- Crayons or washable markers

**What to Do:** Invite children to look at the pictures at the bottom of the page and search for the matching object in the larger picture. Children may use a marker or crayon to circle or color each object when it is found.

**Link to the Bible Story:** Explain to the boys and girls that the Activity Page today is part of a letter Peter wrote to his friends. Comment that God used Peter to tell his friends how Jesus wanted them to live.

## Home Living Center:

Role Play

### Supplies:

- Small rocking chair, sink and stove unit, small table and chairs; plastic dishes, child pots and pans, plastic food items; and doll items such as baby doll, doll bed, doll bag, blanket, clothes, bottles, and diapers.

**What to Do:** Home living items will encourage children to role play home activities such as cooking, cleaning, and caring for the baby.

**Link to the Bible Story:** As children play, look for opportunities to engage them in conversations about the Bible story, Bible Phrase, or Bible truth.

## Puzzle Center:

Work Puzzles

### Supplies:

- Offer a variety of non-fantasy wooden or cardboard puzzles for the children to work.

**What to Do:** Encourage each child to finish a puzzle before leaving the center. Offer guidance rather than doing the puzzle for the child.

**Link to the Bible Story:** As children work, take advantage of opportunities to say the Bible Phrase or briefly tell the Bible story.

## Clean-up Time

Encourage preschoolers to help at clean-up time. Assign specific tasks for preschoolers to do such as placing all the crayons in the basket, throwing away the trash, gathering all the glue sticks, etc. Guide children to the Bible Story Time area.



## Bible Story Time

### Supplies:

- Bible
- Teaching Picture "Peter Wrote Letters" (Reproducible)
- God's Unfolding Story Cube (Reproducible/Cardstock)

### Introduction

- Show the God's Unfolding Story Cube. Point to each symbol and tell God's Unfolding Story. (Refer to page 1.) Encourage children to say the points of God's Unfolding Story with you.
- Comment to boys and girls that today's story is from the fifth point, **Jesus Began the Church**. (Point to that symbol on the cube.)
- Express the following in your own words: "Long, long ago, people did not have Bibles like we have today. The teachers and preachers who helped people know more

about God would use scrolls. A scroll was a large roll of paper with writing—with the words God used Moses and the prophets to write. When Jesus came to this earth, these scrolls were the only Bibles that existed. Today we don't read God's Word from a scroll, but from a book. We call that book the Bible. After Jesus left this earth, His helpers and other people began to write things Jesus said and did. After the church began, God used men like Paul and Peter to write letters to individual churches and to people. Those letters, along with the written records of the things Jesus said and did, later became much of the New Testament. Our Bible story today is from two letters in the New Testament called 1 Peter and 2 Peter. Peter was a friend and follower of Jesus. He wrote these two letters to some of his friends. He wanted them to understand how Jesus wanted them to live. Listen to hear some of the important things he wrote."

### Bible Story

**Peter Wrote Letters (1 Peter 1:2,22; 3:8-10,15; 4:9; 5:7,14; 2 Peter 1:20-21; 3:9,15-16,18)**

*Dear Friends,*

*Greetings and peace to you. There are some things I want to tell you that are very important.*

*Love one another. Be kind and considerate to everyone.*

*Be careful not to speak anything that is untrue or hurtful to someone else. If someone is unkind to you, do not be unkind to them. Instead show them kindness.*

*Always be ready to tell others about Jesus and His love for them.*

*Invite people to your homes and serve them*

*with thankful hearts.*

*The Bible is a special book. It comes from God and it is completely true. God used men to write down everything He wanted the Bible to say.*

*If you are worried or upset about anything, tell God about it, because God cares for you.*

*Remember the words you have learned in the Scriptures and the commands that Jesus gave.*

*Continue to grow and learn about God and His Son Jesus, who is coming back to earth one day.*

*Peace to all.*

*Love,*

*—Peter*

### Talk Time

1. Show the teaching picture for today's Bible story. Ask these questions in your own words. "Who wrote the letters in our story? To whom did Peter write? How did Peter say we should treat people who are unkind to us? Whom should we tell if we are worried about something?"
2. Say today's Bible Phrase together, "God used men to write the Bible" (1 Peter 1:20-21). Express to the boys and girls that God used Peter to tell his readers, including us, how God wants His people to love and treat others.
3. Close the Bible Story Time in prayer, asking God to help each person live as Jesus desires, and to help each one be ready to tell others about Him.
4. Direct children to Craft Time.

## Craft Time

Bible Phrase Frog Puppet

### Supplies:

- Copies of "Bible Phrase Frog Puppet" (1 sheet per child)
- Crayons or washable markers
- Green construction paper (1 sheet per child)
- Tape or glue

**What to Do:** Cut out the frog eyes, tongues, and Bible Phrases. To make each puppet: 1) Fold the paper in thirds lengthwise. 2) Tape the seam closed. 3) Fold the paper in half. 4) Fold the ends in half in the opposite direction, so that the paper ends up accordion-folded. There will be four equal sections. Invite each child to color the frog's tongues and eyes. Children can tape or glue the eyes on the top sections and the tongues on the insides. The Bible Phrase can be glued on the inside of the frog or on the top, under the eyes. To make the puppet work, slip the thumb and fingers into the two ends of the folded paper.

**Link to Bible Story:** As children work, say the Bible Phrase and talk about some of the important things that God used Peter to tell his readers, including us.

## Snack Time

Be sure to wash hands or use hand sanitizer. Say a thank-you prayer to God for the snack. When snack time has ended, encourage preschoolers to help with cleaning up.

## Game Time/Dismissal

Bible Phrase Hunt

**Supplies:** Index cards or construction paper

**What to Do:** Print each word of the Bible Phrase, "God used men to write the Bible," and the reference, (1 Peter 1:20-21), on a separate card or square of construction paper. Number the cards in the order the verse is written. Hide the cards around the room.

Ask children to join you in a circle in the Game Time area. Invite children to go around the room and find a word card and bring it back to the area. After all the cards have been found, work together to put them in the proper order. Say the verse and ask children to repeat it.

At the close of the activity, remind boys and girls that in today's Bible story, Peter gave instructions about how God wants people to live. Encourage children to tell someone about Jesus this week.

Dismiss children when parents arrive. Be sure to follow your church's security guidelines.





# Resources and Supplies

New Testament Unit 11: The Church Taught about Jesus  
Lesson 4: Peter Wrote Letters

## Standard Art Supplies

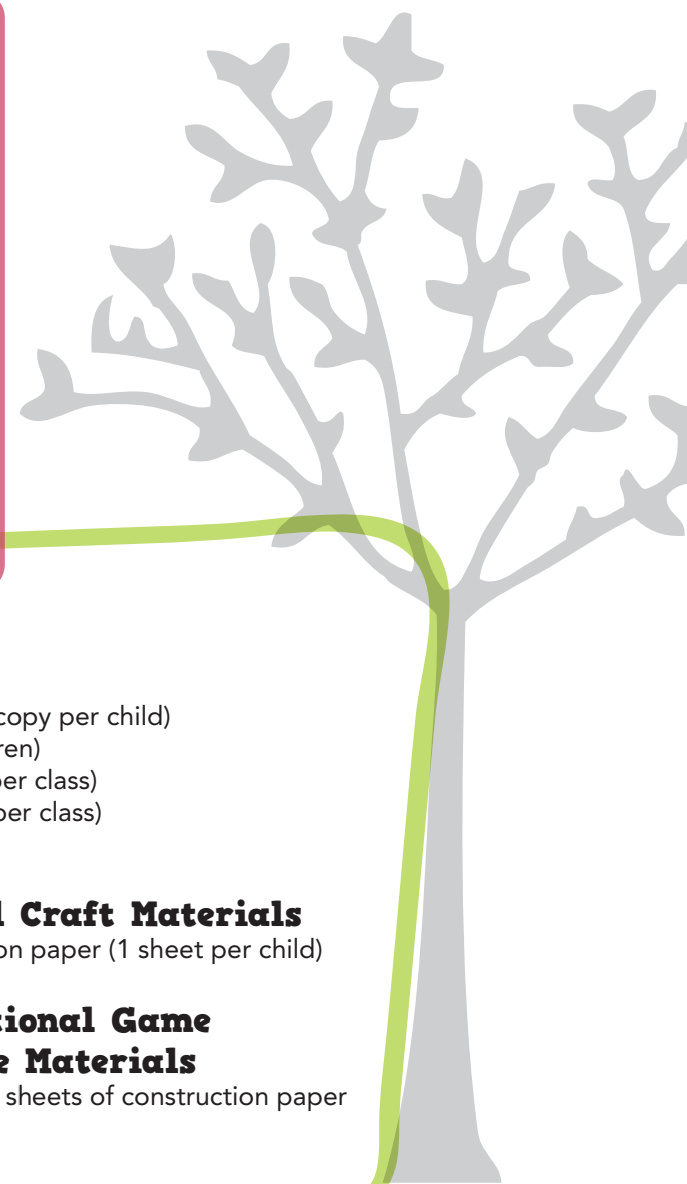
(Supplies that are generally in the room)

- Washable markers
- Crayons
- Child scissors
- Playdough and accessories
- Drawing paper
- Easel (optional)
- Glue/glue sticks
- Tempera paint, 4 colors
- Tape/masking tape
- Pencils/colored pencils
- Hole punch
- Teacher scissors
- Stapler/staples
- Permanent markers
- Watercolors
- Paintbrushes
- Yarn

## Standard Equipment

(Equipment that is generally in the room)

- Small beanbag for Bible Story Time
- Assorted wooden/cardboard puzzles
- Set of wooden blocks
- Small cars and trucks
- Doll bed
- Baby doll (soft plastic)
- Stove/sink unit
- Play dishes/pots and pans
- Small table and chairs
- Small carpet for block area
- Play food items
- Storage shelf for blocks
- Tables and chairs for art, puzzles, and Bible Learning Center
- CD player/Children's Worship CDs



## Reproducibles

(Included with the lesson plan downloads)

- Activity Page: Picture Search, "Peter Wrote Letters" (1 copy per child)
- Bible Phrase Frog Puppet (1 copy for 6 children)
- Teaching Picture: "Peter Wrote Letters" (1 copy per class)
- God's Unfolding Story Cube (Cardstock—1 copy per class)
- Parent Page (1 copy per child)

## Additional Art and Bible Learning Materials

- White construction paper (1 sheet per child)
- Paint or washable stamp pads
- Stamps such as alphabet, nature, shapes, objects

## Additional Craft Materials

- Green construction paper (1 sheet per child)


## Additional Game Time Materials

- Index cards (8) or 2 sheets of construction paper



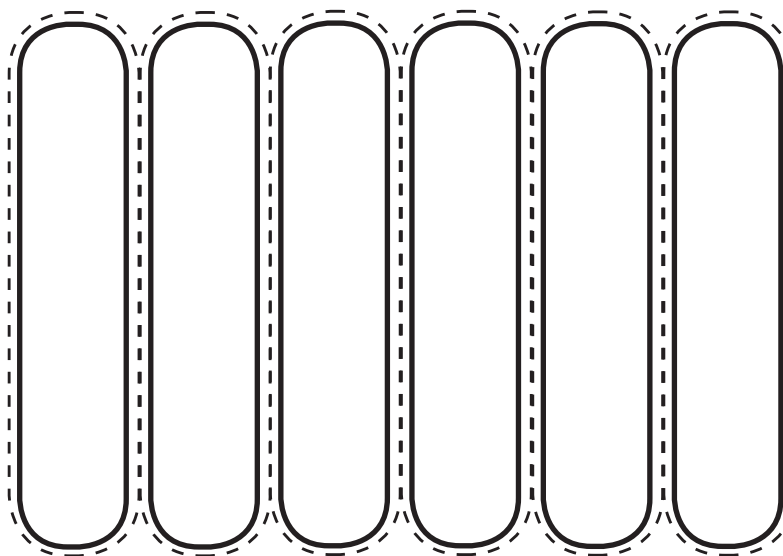
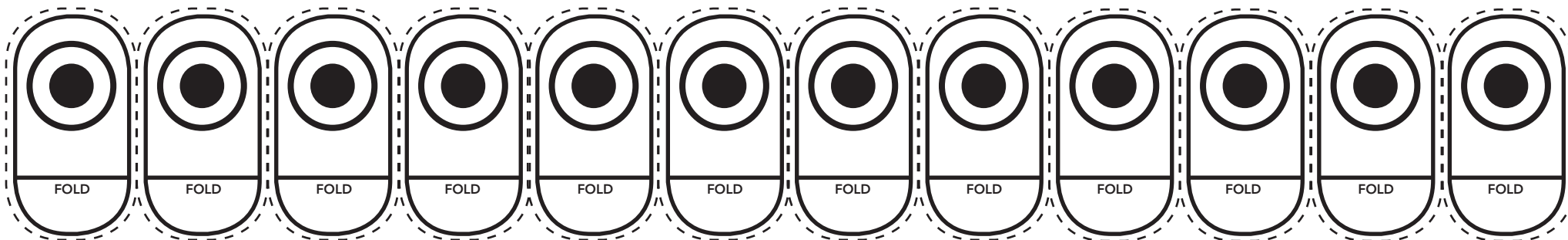
# Picture Search

## Peter Wrote Letters



Activity Page: Picture Search, "Peter Wrote Letters"  
Instructions: One copy per child. Look at the small pictures at the bottom of the page and search for the matching object in the larger picture. Color the object when it is found.




# Bible Phrase Frog Puppet



<p>The Bible is useful for teaching us how to live. 2 Timothy 3:16</p>	<p>The Bible is useful for teaching us how to live. 2 Timothy 3:16</p>	<p>The Bible is useful for teaching us how to live. 2 Timothy 3:16</p>	<p>The Bible is useful for teaching us how to live. 2 Timothy 3:16</p>	<p>The Bible is useful for teaching us how to live. 2 Timothy 3:16</p>	<p>The Bible is useful for teaching us how to live. 2 Timothy 3:16</p>
--	--	--	--	--	--

Craft Time: "Bible Phrase Frog Puppet."

Instructions: One copy for every 6 children. Cut out the eyes, tongues and Bible Phrases to be used to make the Frog Puppets. See teachers guide for additional instructions.



God's Unfolding Story Cube  
**Instructions:** Cut out on dotted lines, fold on solid lines. Glue or tape to form a cube.





**God used men to write the Bible. 2 Peter 1:20-21**